

Tracking progress

Tracking progress

There is a precise way to track progress in Numbershark:

- first test a new piece of work (establishing what the student already knows – to give the baseline)
- do the work
- re-test to show progress

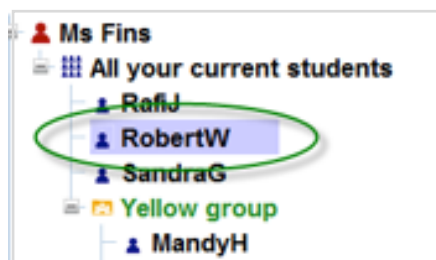
Establishing a baseline for precise measurement:

- Revision-type topics can be useful – they start with the word *General* in their title e.g. *General subtraction from 100 or less* as they act as summaries of sections of work covered
- The *Sum test* game is useful for the baseline – played several times to give a more reliable result

The following example will show the procedure.

The topic *Mixed tables to 12* and the game *Sum test* were chosen as a baseline for a child (RobertW). He played the game 3 times (to give a more reliable result).

Using the record sheet below, a note was made of the **date**, the **topic**, the **game**, and the **number** of games played.



Name of student	Title of topic used as baseline	Name of game used in baseline	Number of times game played	Date of baseline	Date of re- test	Total errors in baseline	Total errors in re-test	Name of tester	Notes

This record sheet is available under *Help\Printable topic lists and resources*.


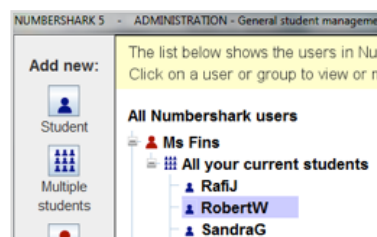
Robert worked on his multiplication tables over a period of time focusing on those shown to have the most errors.

He then repeated the above exact same test.

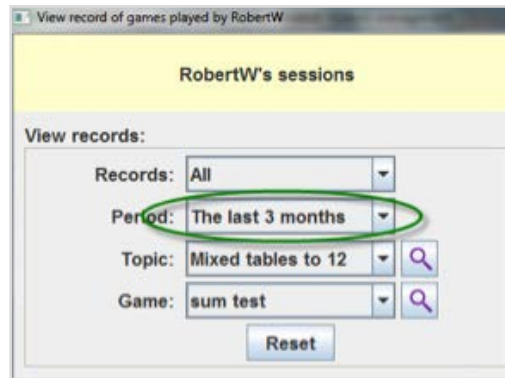
His student record was then used to compare the two test sessions (like with like) using the following instructions:

Go to *Admin\Add and manage students and staff*.

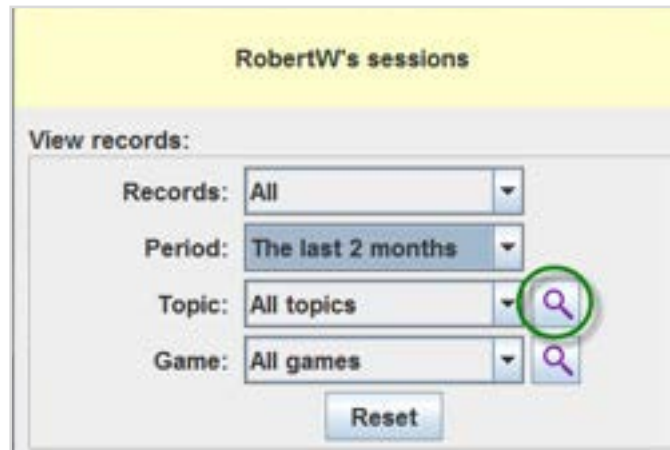
Highlight the child (RobertW in the example). Find *View personal record* and click on *View*.



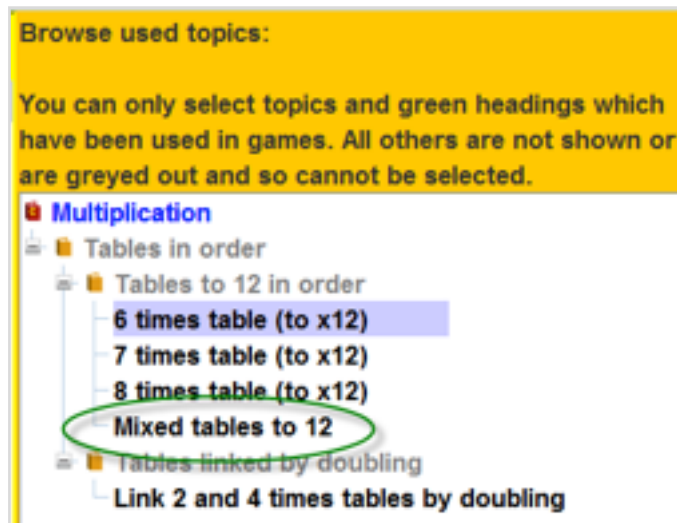
Note that if the 2 sessions to be compared, are not both within the last 2 months, you will also need to select the right time period using the drop down menu for *Period*.



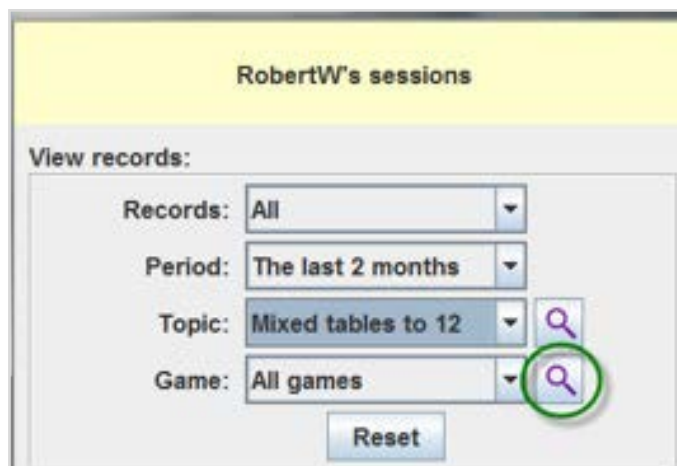
Click on the magnifying glass beside *All topics*.



Select the name of the topic used– (*Mixed tables to 12* in the example).



Then click on the magnifying glass beside *All games*.



Select the game used (*Sum test* in the example).



Compare the 2 sessions to track progress:

Highlight the earlier session (date and content) and the later session, and click to bring the results of both sessions **onto the same screen** (most recent is at the top).

View record of games played by RobertW

RobertW's sessions

View records:

Records: All

Period: The last 3 months

Topic: Mixed tables to 12

Game: sum test

Reset

- Mar 2014
- Thu 06 Mar 2014 13:50 (score 66)
- Feb 2014
- Thu 27 Feb 2014 12:38 (score 44)

Session from 13:50 to 14:03 on Thu 06 Mar 2014			
Mixed tables to 12	sum test	time 0:45	score 26
Mixed tables to 12	sum test	time 0:34	score 20
			errors: 12 × 8 = ?
Mixed tables to 12	sum test	time 0:41	score 20
			errors: 6 × 8 = ?
Session from 12:38 to 12:53 on Thu 27 Feb 2014			
Mixed tables to 12	sum test	time 1:29	score 16
			errors: 8 × 4 = ? 7 × 5 = ?
Mixed tables to 12	sum test	time 2:01	score 16
			errors: 6 × 7 = ? 0 × 8 = ?
Mixed tables to 12	sum test	time 1:31	score 12
			errors: 6 × 8 = ? 0 × 12 = ? 7 × 12 = ? 6 × 9 = ?

In the example it is possible to look at Robert's progress and see straight away that he has improved in both his speed and his accuracy.

This record can be printed out if necessary, or exported in xml format.